

STANDARD SIZES

WELD IN TYPE 2" THRU 24" SCH. 40,80,120,& 160 PIPES

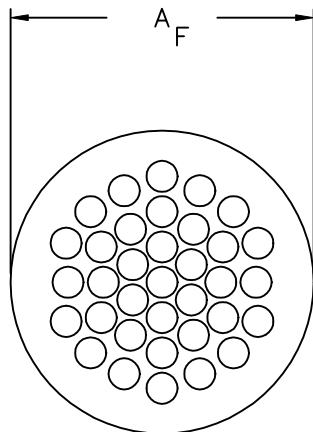
FLANGE MOUNTED 2" THRU 24", 150#, 300#, 600 #, 900# & 1500# FLANGES

QUANTITY AND DIAMETER OF PERFORATIONS VARY DEPENDENT ON PIPE SIZES

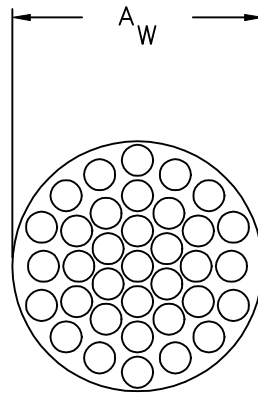
THICKNESS VARIES FROM 0.26" TO 2.5". DEPENDS ON PIPE SIZE.

A_F DIMENSION BASED ON PIPE SCHEDULE AND FLANGE RATING

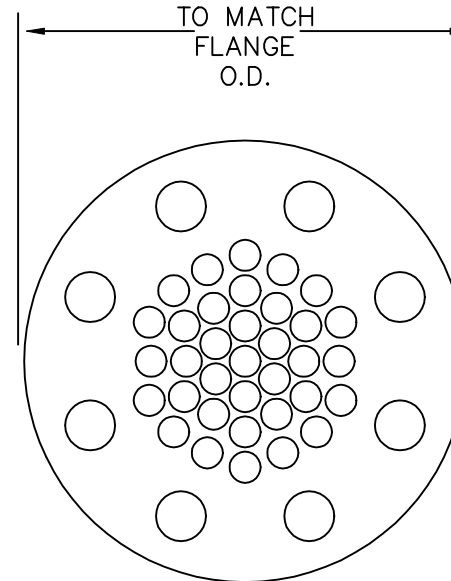
A_W DIMENSION BASED ON PIPE ID FOR VARIUS SCHEDULES.



FLANGED MTD TYPE



WELD-IN TYPE



FLANGED-WITH BOLT HOLES TYPE

PERMUTIT POWER PRODUCTS
FLOW STRAIGHTENER

USFilter

IP&S
BRIDGEWATER N.J.
(908) 704-9027